

PRIME LINE

# PF45 R+

## UNDERCOUNTER DISHWASHER

### DESCRIPTION

Dishwasher Multipower, single skin execution- Wris®2+ Wash and Rinse Integrated System. Built-in detergent, rinse-aid dosing pumps, drain pump and RCD.

### STANDARD FEATURES

#### DURABILITY

- Single skin body in AISI 304;
- Molded double skin insulated door;
- Rear panelling.

#### FLEXIBILITY

- Multipower: 230V ~ 50Hz 230V/3 ~ 50Hz 400V/3N ~ 50Hz;
- Door activated cycle start and manual cycle start;
- Soft Start: The cycle starts slowly and gradually builds to full speed to prevent the dislodging of light items like glassware and crockery and consequently breakage;
- Fast programming of the control panel upon installation to establish specific times, temperatures and detergent requirements;
- Built-in detergent, rinse-aid dosing pumps and drain pump.

#### HYGIENE

- WRIS2+ Wash and Rinse Integrated System;
- The RCD system maintains constant water pressure and temperature throughout operations. The highest levels of hygiene and sanitisation are achieved through high washing and rinsing temperatures along with contact times in line with the DIN10534 standards.
- Single piece deep drawn tank;
- Multiple filtration system: whole tank filter and pump suction filter;
- Self-cleaning cycle at unit switch-off;
- Wire rounded rack guides: no blind spots during operations.

#### SAFETY

- Magnetic microswitch to stop the cycle in case of accidental door opening;
- Adjustable Thermostop as a standard: it ensures that the correct operating temperatures are reached;
- Temperature measurement via electronic probes: accuracy and reliability. Allows the operator to read the real and the set point temperatures on the display.



# PF45 R+

## STANDARD FEATURES

### POWER AT YOUR FINGERTIPS

- Display with temperature indicators;
- 4 programming options for washing cycles (Eco fast, Glasses, Dishes, Intensive);
- Diagnostics with alphanumeric alarm codes;
- Cycle progress with alphanumeric countdown;
- Cycle and performance counter: allows for plan maintenance. Useful for statistics and usage information;
- Colour- coded status indicators.

### WRIS2+ WASH AND RINSE INTEGRATED SYSTEM

The WRIS®2+ posts a 25% reduction in rinse water consumption while still providing a thorough, consistent clean.

Reducing operating expenses while washing efficiently: 27.302 l of water saved per unit per year compared to standard systems.

## STANDARD RACK EQUIPMENT

### RACKS AND INSERTS

- P12/18 - 1 dish rack P12/18
- CB - 1 combination rack CB h 75 mm
- G - 1 cutlery holder



P12/18



CB



G

















# PF45 R+

## OPTIONAL

- 7 kW Booster
- Feet kit for PF45 - h. 125 - 165 mm (provided separately)
- Upper rack holder
- Provision for peak power reduction connection
- Base stand with door for PF45 h. 350 mm
- Base stand with door for PF45 h. 450 mm
- Stand feet kit (for base stand) h. 130 - 180 mm
- External water softener
- Special voltages

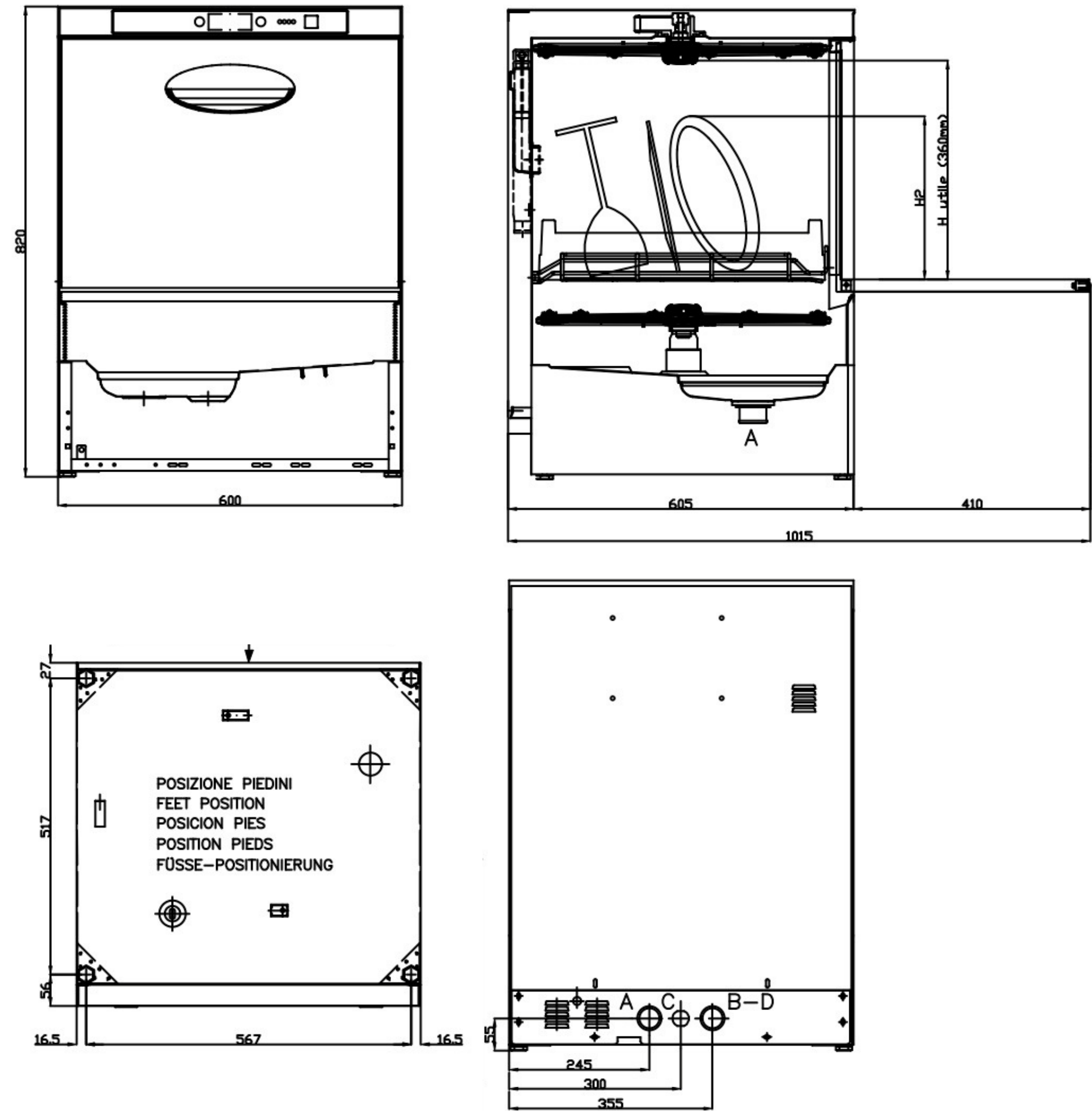
# PF45 R+

TECHNICAL DATA

	EXTERNAL SIZE	600 x 605 x 820 mm
	OVERALL SIZE	1015 mm
	CLEARANCE	360 mm
	RACK SIZE	500 x 500 mm
	ELECTRICAL SUPPLY	230V ~ 50Hz, 230V/3 ~ 50Hz; 400V/3N ~ 50Hz
	WASH PROGRAM LENGHT	90/90/120/240"
	MAX OUTPUT - WARM WATER CONNECTION (55 C°) ●	40/40/30/15 racks/h
	MAX OUTPUT - COLD WATER CONNECTION (15 C°) ●	20/20/20/15 racks/h
	RINSE WATER CONSUMPTION	2,5 l /rack
	TANK HEATER ELEMENT	2 kW
	BOOSTER HEATER ELEMENT	5 kW
	TANK SIZE	21 l
	WASH PUMP	0,45 kW
	INSTALLED LOAD	5,45 kW
	NOISE	63 dB(A)
	WEIGHT	58 kg

PF45 R+

TECHNICAL DRAWINGS



A	SCARICO VASCA – VIDANGE CUVE TANK DRAIN – TANKABLAUF
B	ENTRATA ACQUA – ARRIVEE EAU WATER INLET – WASSERZULAUF
C	ALLACCIAMENTO ELETTRICO – BRANCHEMENT ELECTRIQUE ELECTRICAL CONNECTION – ELEKTROANSCHLUSS
D*	ENTRATA ACQUA FREDDA – ARRIVEE EAU FROIDE COLD WATER INLET – KALTWASSERZULAUF
*	SOLO PER MACCHINE CON RISCIAQUO FREDDO ONLY FOR MACHINE WITH COLD RINSE SEULEMENT POUR MACHINE AVEC RINÇAGE FROID NUR FÜR MASCHINEN MIT KALTNACHSPÜLUNG

The stated values may deviate depending on installation conditions and items washed.  
Comenda Ali Group srl reserves the right to modify product specifications at any time without prior notice.